

# Warmup Recessed Manifold Cabinets



## Seamless Integration

Designed for seamless integration into stud partition or solid internal walls, providing a clean and unobtrusive appearance.

## Optimal Design

The cabinets have been specifically designed to maximise the usable space to house and protect Warmup's S3 Manifolds, Mixing Unit and UFH Wiring Centre.

## Durable Construction

Manufactured from robust, corrosion-resistant galvanised steel to ensure long-lasting performance.

## Versatility

Features pipe "knockouts" so that primary pipework can be accessed where required. Crucial in various projects where specific pipe configurations are required.

## Overview

Warmup's recessed Manifold Cabinets are manufactured to be seamlessly integrated into stud partition or solid internal walls, providing a clean and unobtrusive appearance. The cabinets have been specifically designed to maximise the usable space to house and protect Warmup's S3 Manifold range, S3 Mixing Unit and UFH Wiring Centre in one convenient location.

The cabinets feature pipe "knockouts" on top and at both sides of the cabinet so that primary pipework can be accessed where required. This can be crucial in various projects where specific pipe configurations are required. Secondary pipework can also be brought in from both the front and rear of the cabinet.

The cabinets are constructed from robust and corrosion-resistant galvanised steel to ensure long-lasting performance. The frame, plinth and door are powdercoat finished (RAL9016) so that it blends in seamlessly to most wall finishes.

The cabinets also feature an adjustable leg height from 0-180mm or if plinth is removed up to 290mm so that a variety of skirting board heights or other items can be accommodated.

# Cabinet components

## Manifold mounting rails

For mounting the Warmup S3 manifold.

## Pipe/cable knockouts

Located on top of cabinet and both sides. To be removed where primary pipework/cable is fed into the cabinet.

## Adjustable frame


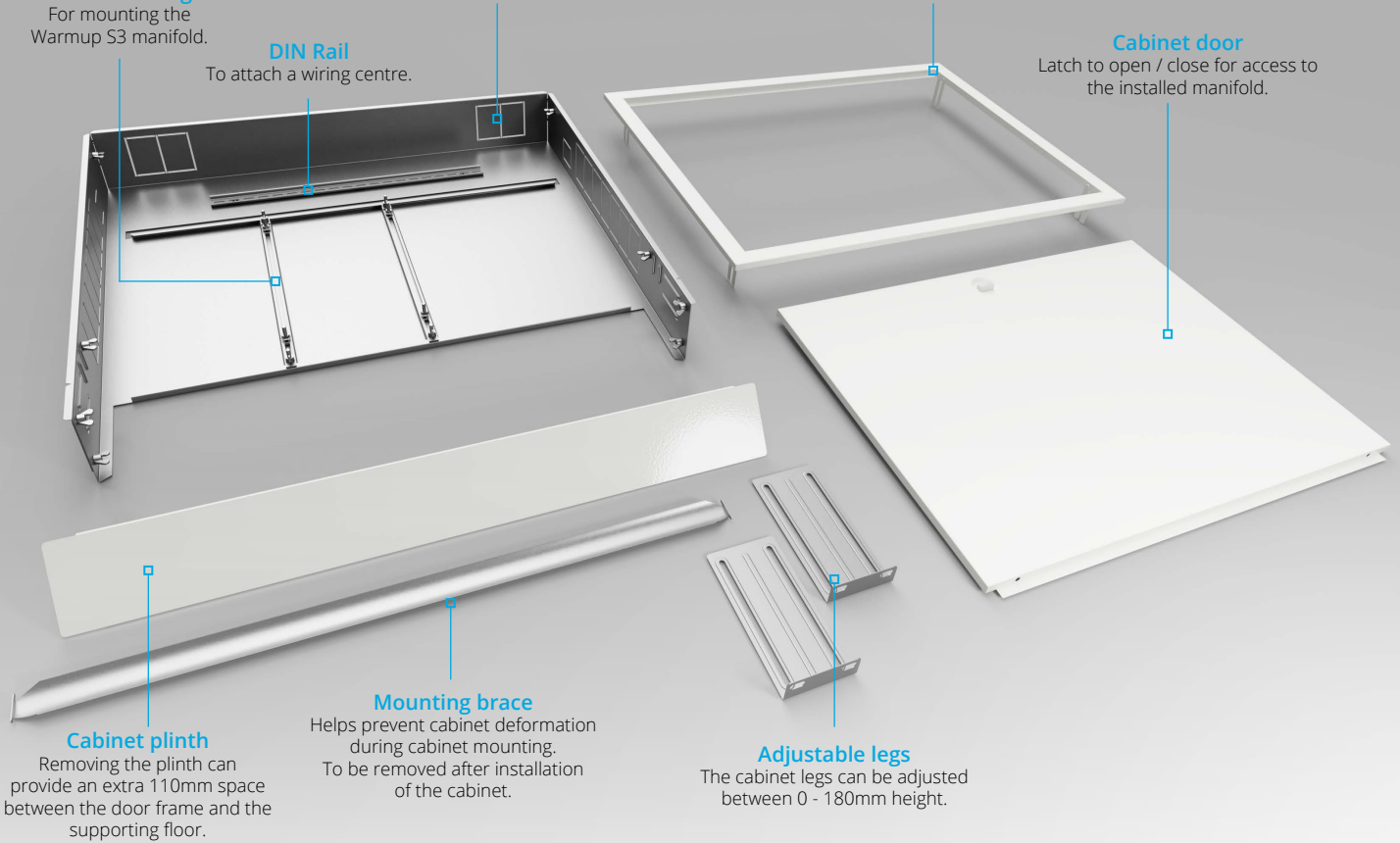
Can be adjusted between 0 - 30mm from the cabinet box.

## DIN Rail

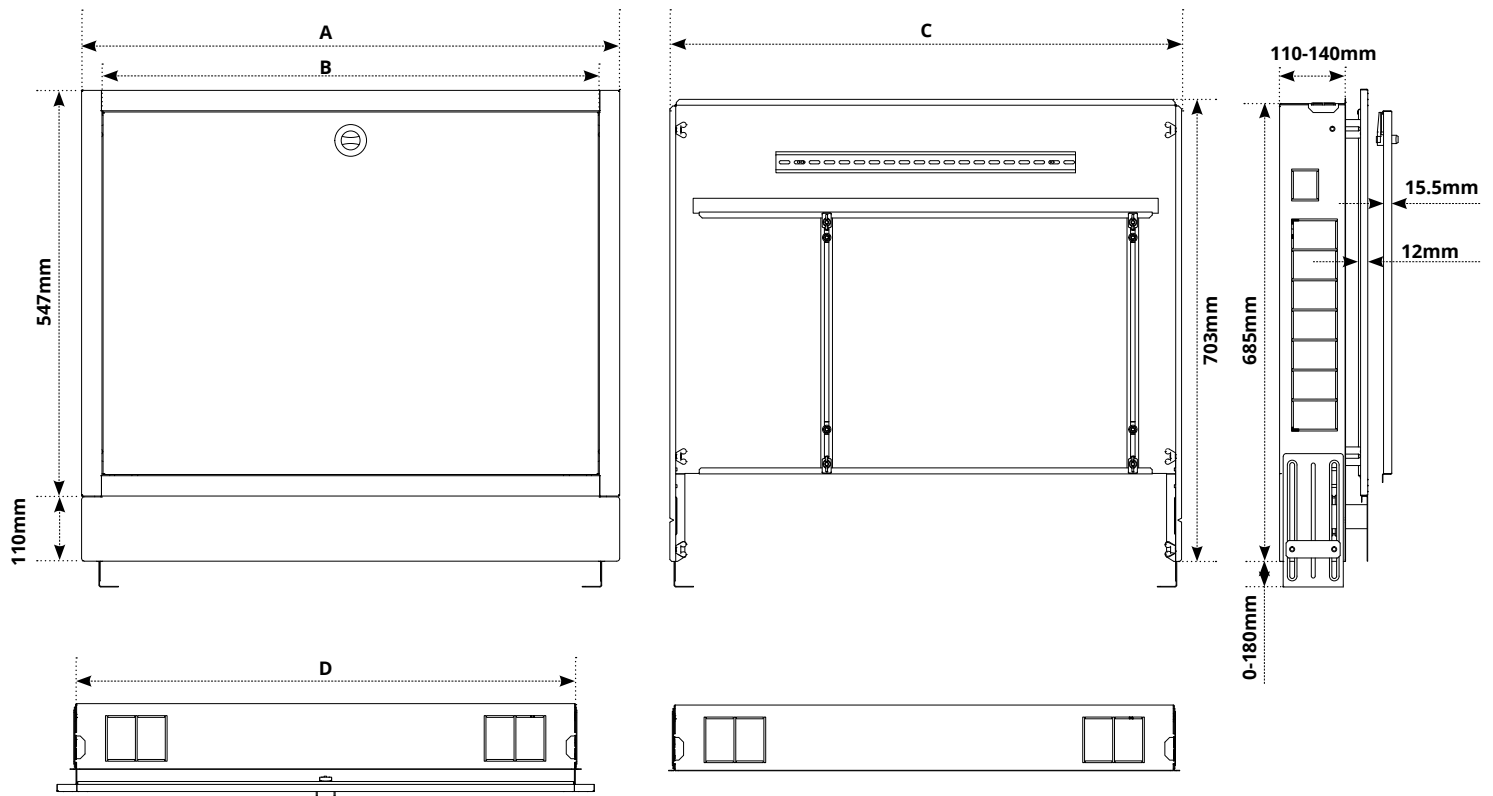
To attach a wiring centre.

## Cabinet door

Latch to open / close for access to the installed manifold.



# Technical specifications



Code	ACC-cabinet600	ACC-cabinet750	ACC-cabinet900	ACC-cabinet1050
<b>A</b>	598mm	748mm	898mm	1048mm
<b>B</b>	526mm	676mm	826mm	976mm
<b>C</b>	574mm	724mm	874mm	1024mm
<b>D</b>	536mm	686mm	836mm	986mm
<b>Cabinet suitability with / without S3 Mixing Unit</b>	2-3 Port	4-6 Port	7-9 Port	10-12 Port
<b>Finish</b>	Powder coat; RAL9016 frame, door and plinth			
<b>Material</b>	Galvanised steel			
<b>Lockable</b>	No			
<b>Mounting brace</b>	Yes			

## Contact

### Warmup plc

www.warmup.co.uk **T:** 0345 345 2288  
uk@warmup.com **F:** 0345 345 2299

**Warmup plc** ■ 704 Tudor Estate ■ Abbey Road ■ London ■ NW10 7UW ■ UK  
**Warmup GmbH** ■ Ottostraße 3 ■ 27793 Wildeshausen ■ DE